



WMSi Update

2019 AFS USER CONFERENCE

“Enhancing the Value of Today’s Consumer Goods Manufacturers and Distributors Through Advanced Analytics - WiiFM”



Speaker Introduction

Fran Rifkin, WMS Product Manager



As WMS Product Manager, Fran works closely with the WMS teams and new Product Development. Fran has 25+ years assisting companies to implement WMS systems, along with contributing to professional services and customer support.

Contact: franr@afsi.com

Why WMSi?

AFS's new web-based WMS application working with WMS Enterprise

- New Features
- Streamlined Processes
- Going Mobile
- Real-time Visibility and Dashboards
- Reduce Data Errors
- Capture Images
- Hardware Savings



WMSi in a Nutshell

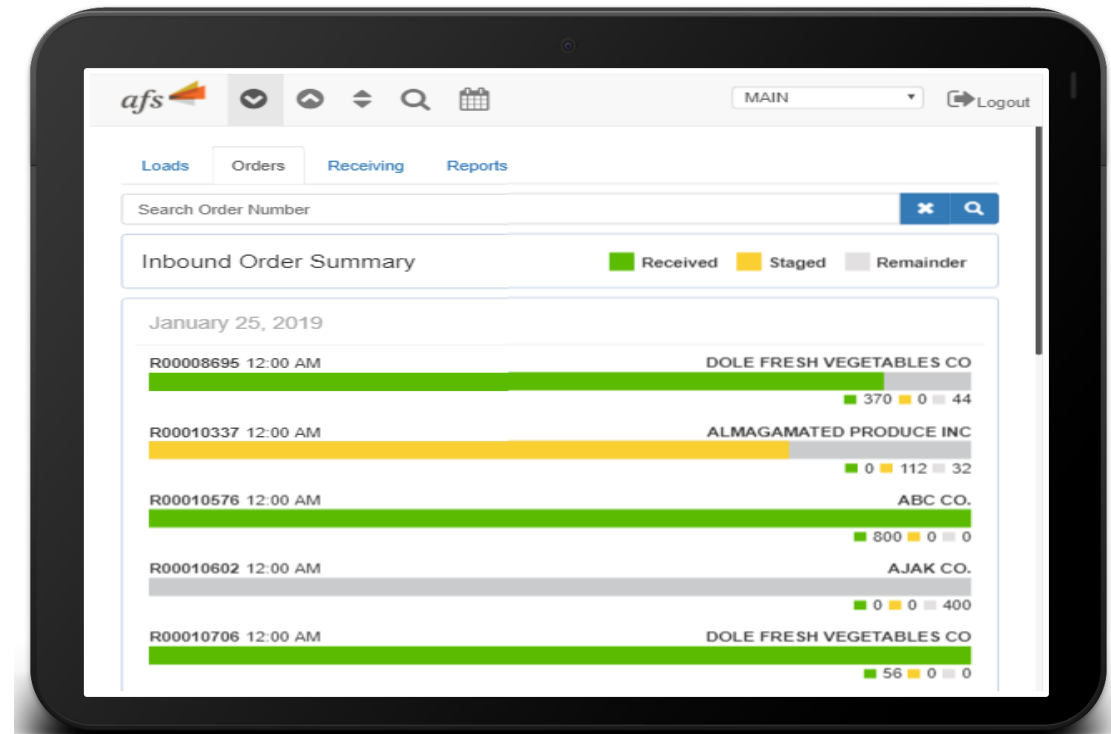
- ▼ Inbound Receiving
- 📅 Appointment Scheduling
- ⬆️ Outbound Shipments and Load Planning
- 🚶 Counting and Inventory Control
- ⬆️ Work Queue
- 🔍 Lookup and Reports
- ⚙️ Setup



WMSi Inbound

Increase Receiving Productivity & Accuracy

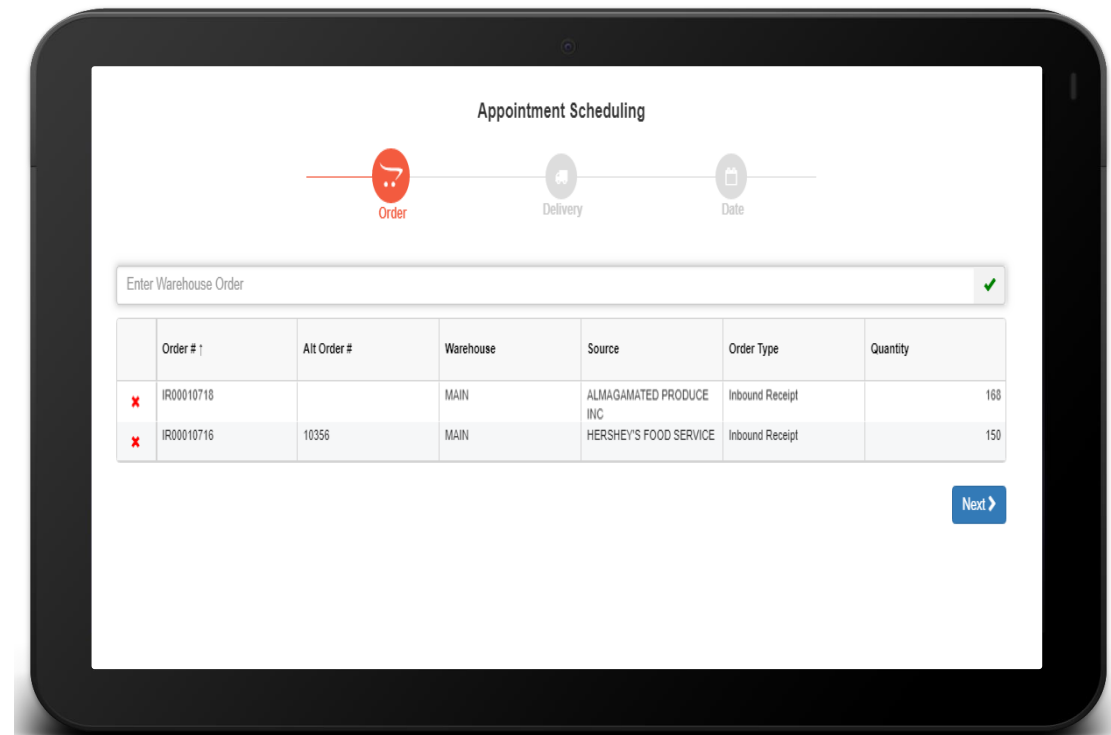
- Real-time Visibility with Color Indicators
- Checking-in New Deliveries
 - Door, Status, QC Data, Images
- Receiving Inventory & Close Loads



WMSi Appointment Scheduling

Save Time Eliminating Manual Communication

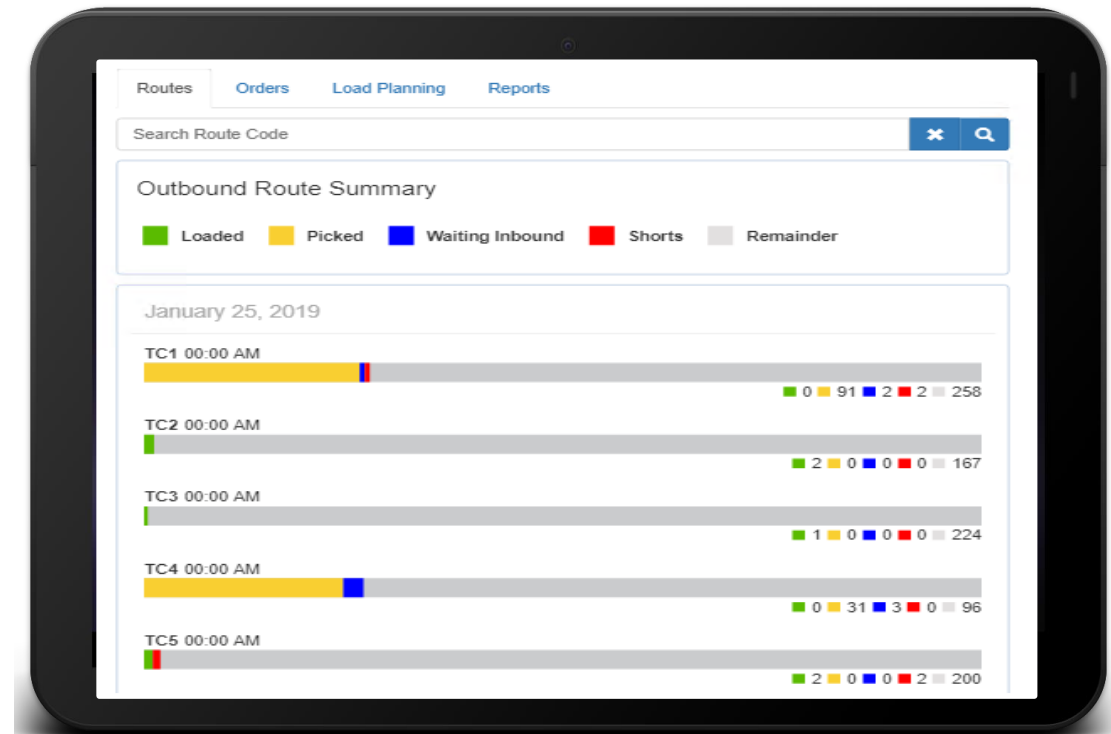
- Carriers & Suppliers Scheduling Appointments via the Web
- Based on Warehouse's Receiving Hours
- Block Time Based on Delivery Size



WMSi Outbound

Increase Shipping Productivity & Accuracy

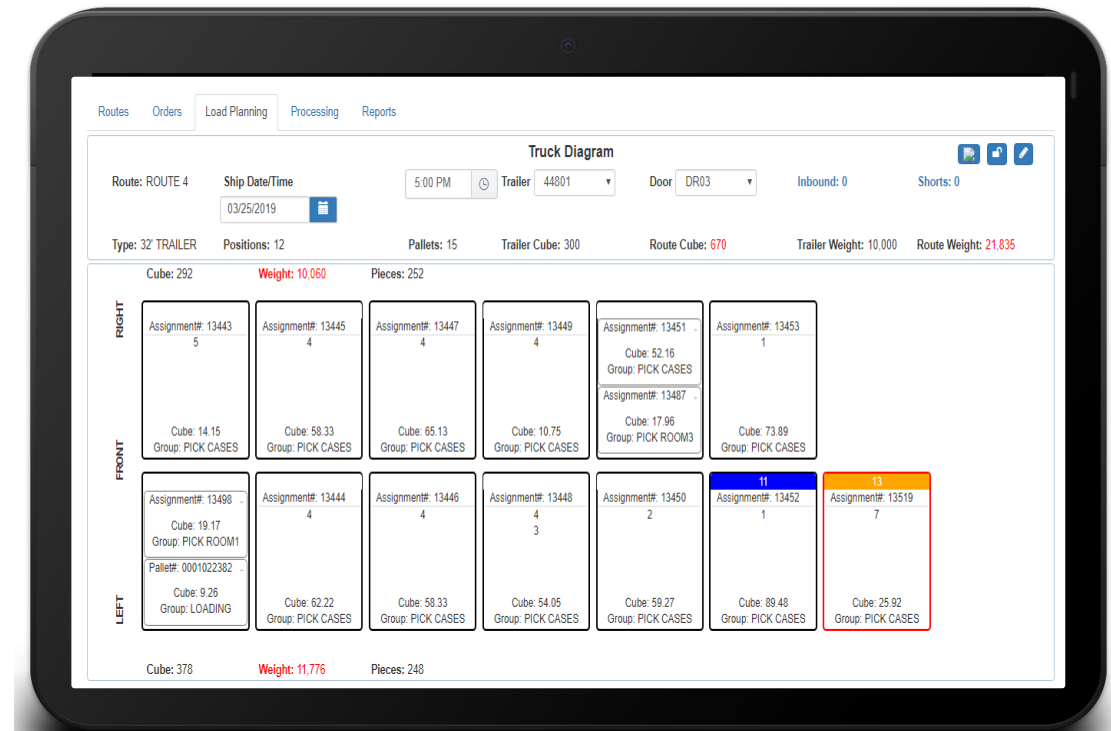
- Real-time Visibility with Color Indicators
- Load Planning (Truck Builder)
- Wave Planning
 - Assign Dock Door
 - Update Status
 - Enter QC Data
 - Capture Images
- Ship Routes



WMSi Load Planning

Increase Driver Efficiency and Customer Satisfaction

- Plan Loads by Trailer Position
- Build Assignments by Cube, Stop & Warehouse Sections
- Manage Temperatures & Side Doors
- Easily Move Work Between Pallets if Needed



WMSi Counting

Improve Inventory Accuracy

- Monitor Count Sessions
- Regular Cycle Counts
- Count Locations & Products

Product Dashboard

☰ Location F04B2

00070 - PLUMS ALDI

On Hand	Count	Factor (Unit)
	<input type="text" value="0"/>	+ Pallet (60)
	<input type="text" value="0"/>	+ Layer (10)
<input type="text" value="38"/>	<input type="text" value="0"/>	+ CASES (1)

+ Add Product X Cancel ✓ Save

WMSi Lookup

Improve Inventory Accuracy

- Real-time Visibility to Location & Product Lookup
- Adjust Inventory with Permission

The image displays two tablets showing the WMSi Lookup interface. The top tablet shows the main navigation menu with options: Location, Product, Dock Management, Work Queue, and Reports. The location 'F01A1' is selected. The bottom tablet shows a detailed product lookup for '10540 - FUJI APPLES'. The interface includes a search bar, a sidebar with buttons for Allocation, Setup, and History, and a table of inventory data. The table has columns for Location, Location, Qty, UOM, Task Type, Destination, Received, Lot, Exp Date, Status, Weight, and Staged?. The table shows two rows of data for location 108B1, both with a quantity of 10 and status 'DMG'. The total quantity is 20, and there is 1 pallet.

Location	Locatio...	Qty	UOM	Task Type	Destinat...	Received	Lot	Exp Date	Status	Weight	Staged?
108B1	Reserve	10	CS			01/25/19	10535	03/29/19	DMG	0	No
108B1	Reserve	10	CS			01/25/19	10535	03/29/19	DMG	0	No

WMSi Dock Management

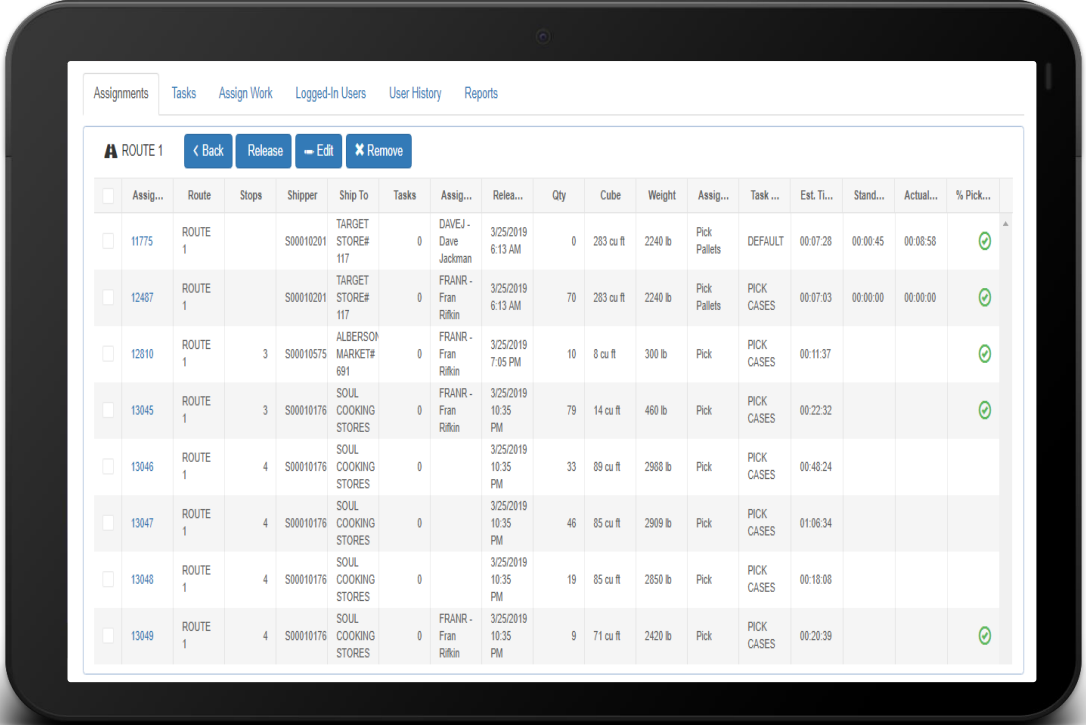
Improve Efficiency Managing Deliveries & Shipments Across the Warehouse

- Visibility of Cross Docks
- Alerts to Late Appointments and Shipments

Door	Order	Trailer	Scheduled
DOOR	PO00010337+		12:00 AM
DR01	IR00010717+		12:00 AM
DR02			
DR03	ROUTE 4	1001	5:00 PM
DR04	OS00010579		8:00 AM
DR05	ROUTE 5	22302	5:00 PM
DR06	2450		8:00 AM
DR07	2442	56501	8:00 AM

WMSi Work Queue

- Real-time Visibility Across All Work Assignments & Tasks
- Release Work to the Warehouse
- Assign Areas & Specific Work to Operators
- Logged in Operators

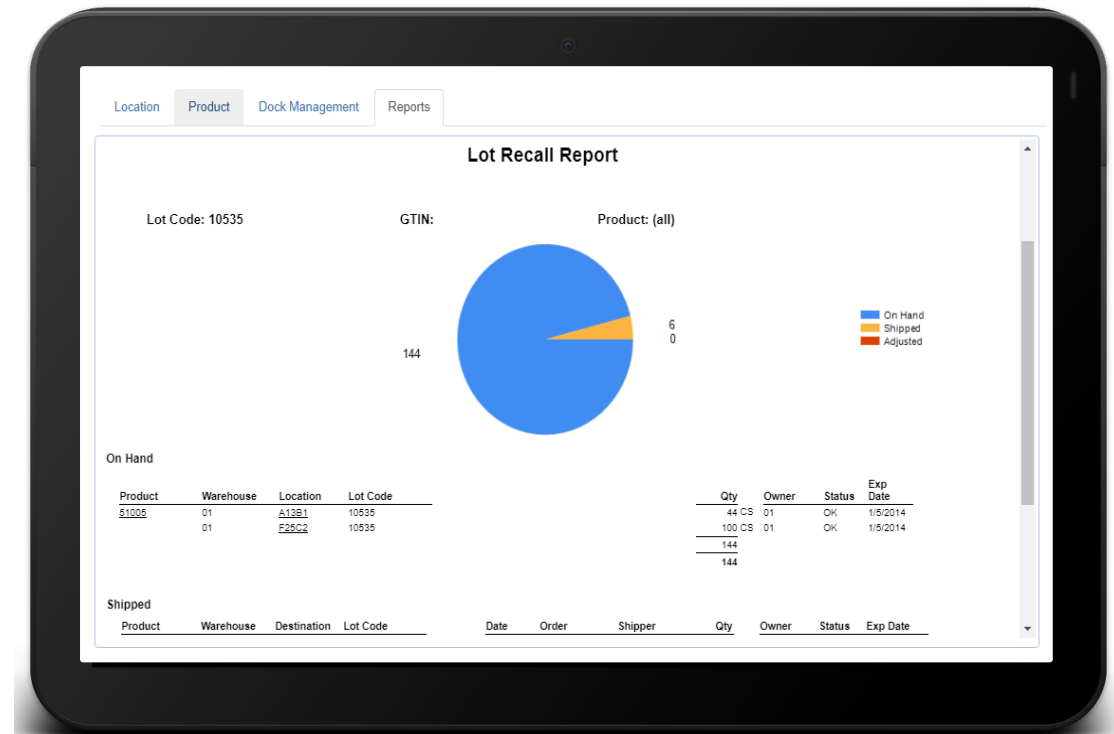


Assig...	Route	Stops	Shipper	Ship To	Tasks	Assig...	Relea...	Qty	Cube	Weight	Assig...	Task ...	Est. Tl...	Stand...	Actual...	% Pick...
11775	ROUTE 1		S00010201	TARGET STORE# 117	0	DAVEJ - Dave Jackman	3/25/2019 6:13 AM	0	283 cu ft	2240 lb	Pick Pallets	DEFAULT	00:07:28	00:00:45	00:08:58	✓
12487	ROUTE 1		S00010201	TARGET STORE# 117	0	FRANR - Fran Rifkin	3/25/2019 6:13 AM	70	283 cu ft	2240 lb	Pick Pallets	PICK CASES	00:07:03	00:00:00	00:00:00	✓
12810	ROUTE 1	3	S00010575	ALBERSON MARKET# 691	0	FRANR - Fran Rifkin	3/25/2019 7:05 PM	10	8 cu ft	300 lb	Pick	PICK CASES	00:11:37			✓
13045	ROUTE 1	3	S00010176	SOUL COOKING STORES	0	FRANR - Fran Rifkin	3/25/2019 10:35 PM	79	14 cu ft	460 lb	Pick	PICK CASES	00:22:32			✓
13046	ROUTE 1	4	S00010176	SOUL COOKING STORES	0		3/25/2019 10:35 PM	33	89 cu ft	2988 lb	Pick	PICK CASES	00:48:24			
13047	ROUTE 1	4	S00010176	SOUL COOKING STORES	0		3/25/2019 10:35 PM	46	85 cu ft	2909 lb	Pick	PICK CASES	01:06:34			
13048	ROUTE 1	4	S00010176	SOUL COOKING STORES	0		3/25/2019 10:35 PM	19	85 cu ft	2850 lb	Pick	PICK CASES	00:18:08			
13049	ROUTE 1	4	S00010176	SOUL COOKING STORES	0	FRANR - Fran Rifkin	3/25/2019 10:35 PM	9	71 cu ft	2420 lb	Pick	PICK CASES	00:20:39			✓

WMSi Reports

Full Access to SSRS Reports & Data

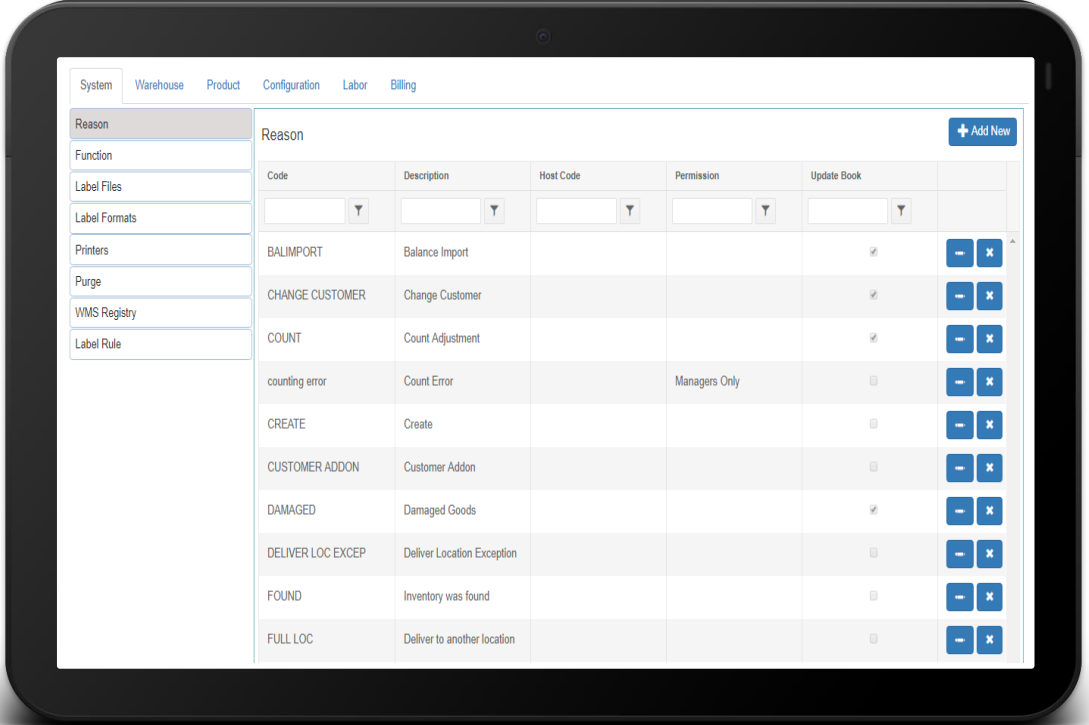
- Export to Excel, Word or PDF
- Print
- Graphics & Links



WMSi Setup

Save Time Reviewing & Configuring System Data & Business Rules

- One-click to View Details
- Permission Based
- Easy to Add, Edit and Remove



The screenshot displays the 'Reason' configuration page in the WMSi Setup application. The interface includes a navigation menu on the left with options like System, Warehouse, Product, Configuration, Labor, and Billing. The main area shows a table of reasons with columns for Code, Description, Host Code, Permission, and Update Book. Each row has a set of control buttons (minus, plus, and X) for editing or deleting the entry.

Code	Description	Host Code	Permission	Update Book	
BALIMPORT	Balance Import			<input checked="" type="checkbox"/>	<input type="checkbox"/> <input type="checkbox"/>
CHANGE CUSTOMER	Change Customer			<input checked="" type="checkbox"/>	<input type="checkbox"/> <input type="checkbox"/>
COUNT	Count Adjustment			<input checked="" type="checkbox"/>	<input type="checkbox"/> <input type="checkbox"/>
counting error	Count Error		Managers Only	<input type="checkbox"/>	<input type="checkbox"/> <input type="checkbox"/>
CREATE	Create			<input type="checkbox"/>	<input type="checkbox"/> <input type="checkbox"/>
CUSTOMER ADDON	Customer Addon			<input type="checkbox"/>	<input type="checkbox"/> <input type="checkbox"/>
DAMAGED	Damaged Goods			<input checked="" type="checkbox"/>	<input type="checkbox"/> <input type="checkbox"/>
DELIVER LOC EXCEP	Deliver Location Exception			<input type="checkbox"/>	<input type="checkbox"/> <input type="checkbox"/>
FOUND	Inventory was found			<input type="checkbox"/>	<input type="checkbox"/> <input type="checkbox"/>
FULL LOC	Deliver to another location			<input type="checkbox"/>	<input type="checkbox"/> <input type="checkbox"/>

Roadmap

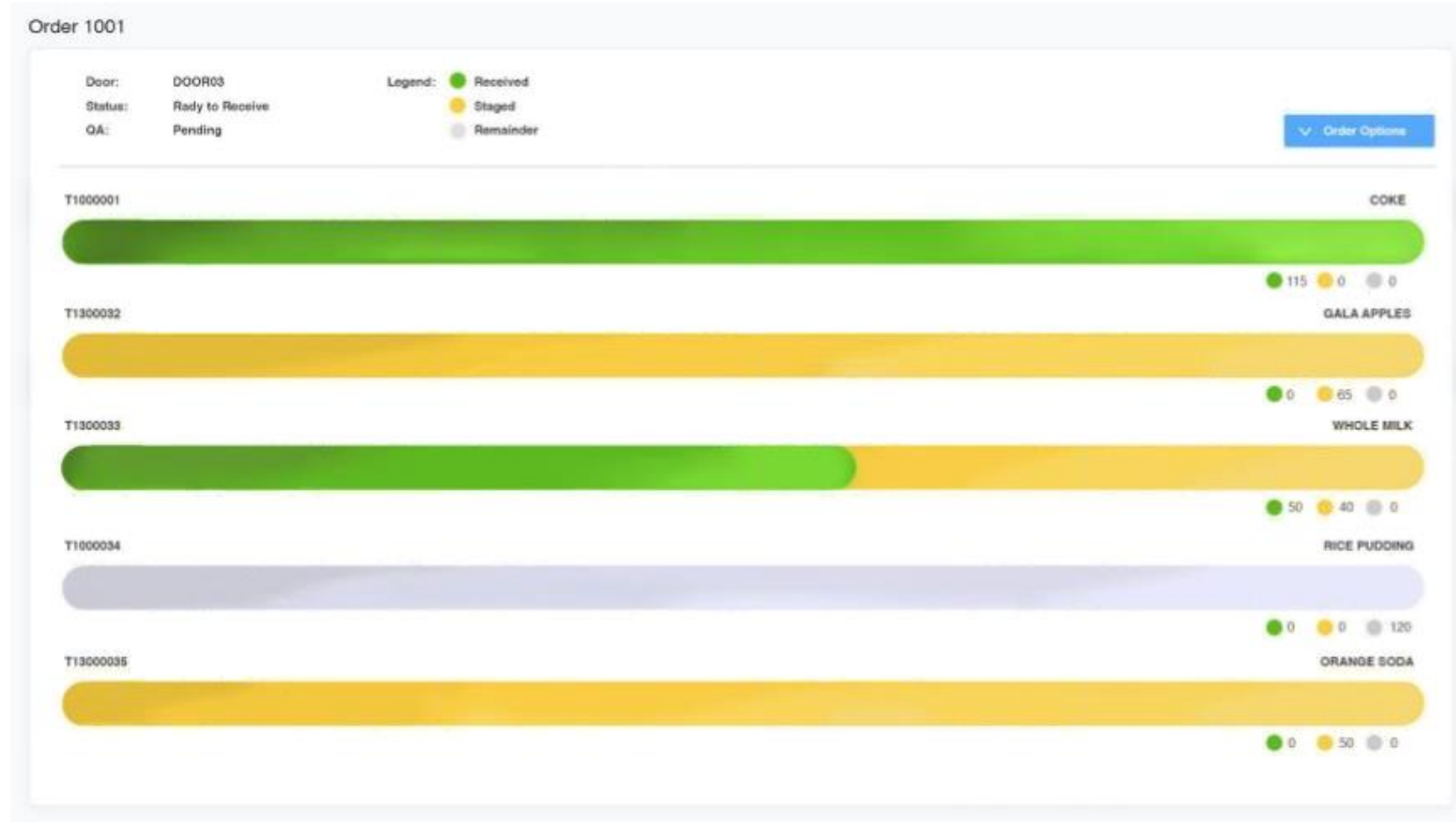
WMSi

- Configuration
- Production and Assembly
- 3PL Billing
- Labor Management
- Multi Languages
- Modify Screens & Grids
- Add Custom Reports



Roadmap

New Look for WMSi



Demo

A closer look at WMSi



THANK YOU!

Q & A

Next Session: OMSi Sales/eCommerce



Microsoft



ZEBRA

Honeywell